



Gofal Cymdeithasol **Cymru**
Social Care **Wales**

Defnyddio data i ddeall gofal cymdeithasol

Diogelu data'r dyfodol

Understanding social care through data

Future-proofing data

Strategaeth ymchwil a datblygu gofal cymdeithasol i Gymru 2018-2023



Ein gweledigaeth

I Gymru fod yn fyd-enwog
am waith ymchwil gofal
cymdeithasol rhagorol sy'n
cefnogi pobl Cymru trwy
lywio a gwella polisi
ac ymarfer gofal
cymdeithasol

Social care research and development strategy for Wales 2018-2023



Our vision

For Wales to be
internationally renowned for
its excellent social care
research that supports the
people of Wales by informing
and improving social care
policy and practice

Focus Area 1

Involving the public in social care research

Focus Area 2

Research priorities

Focus Area 3

Use of existing and routinely collected data

Maes ffocws 1

Cynnwys y cyhoedd mewn ymchwil gofal cymdeithasol

Maes ffocws 2

Blaenoriaethau ymchwil

Maes ffocws 3

Defnyddio data cyfredol a data sy'n cael ei gasglu fel mater o drefn

Focus Area 4

Developing the workforce and organisations

Focus Area 5

Communication and use of research

Maes ffocws 4

Datblygu'r gweithlu a sefydliadau

Maes ffocws 5

Cyfathrebu a defnyddio ymchwil



Defnyddio data cyfredol a rheolaidd

1. Sefydlu grwp arweiniol I ddod a chyfranwyr allweddol ym maes gofal at ei gilydd
2. Sefydlu Set Data Gofal Cymdeithasol Cenedlaethol i Gymru
3. Gweithio gyda SAIL er mwyn cysylltu data gofal cymdeithasol i'r banc data

Use of existing and routinely collected data

1. Establish and advisory group bringing together key players in the social care arena
2. Establish a National Social Care Data Set for Wales
3. Work with SAIL to link social care data in to the databank

Set Data Gofal Cymdeithasol Cenedlaethol i Gymru

“Cynnwys data a gafwyd o bob math o ymarferiadau casglu data cyfredol ac achlysurol a gynlluniwyd.

Bydd yn darparu darlun cenedlaethol o sefyllfa gofal cymdeithasol, yn ogystal a chyfleoedd i werthuso, monitro ac ymchwilio i'r berthynas rhwng gweithgareddau gwasanaethau a'r canlyniadau i ddefnyddwyr.”

A National Social Care Data Set

“Comprising data drawn from a range of existing and planned routine data gathering exercises.

It will provide a national view of the position of social care, as well as opportunities for evaluating, monitoring and researching the relationship between service activity and outcomes for users.”





National Social Care Data Set for Wales

This National Social Care Data Set for Wales brings together a range of data from a variety of sources relating to demand and supply of social care services. It aims to provide a national view of the position of the social care sector in Wales as well as opportunities for evaluating, monitoring and researching relationships between service activity and outcomes for users.

You have left the main Social Care Wales website, this National Social Care Data Set for Wales is hosted by Data Cymru on behalf of Social Care Wales.

This site is a work in progress so not all content is available. If you can't find what you are looking for contact Social Care Wales.

Demand for care and support services

Adults and children in Wales with current or future care and support needs.

National Social Care Data Set for Wales



Performance of care and support services

Quality of care and support services provided and local authority expenditure on care and support services.

National Social Care Data Set for Wales



Supply of care and support services

Workforce and services providing care and support.

National Social Care Data Set for Wales



People and communities

People living in Wales, including health, housing and economic data.

National Social Care Data Set for Wales



Registered residential child care workers >> Number of registered residential child care workers working in the third or other sectors >> Jun 2017

Right-click to access more options

Select data item

Key

Local Health Board

0 - 5

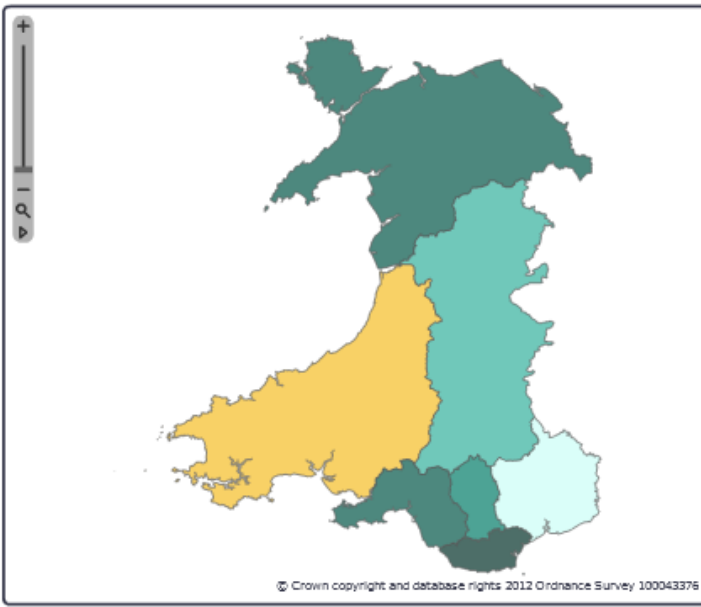
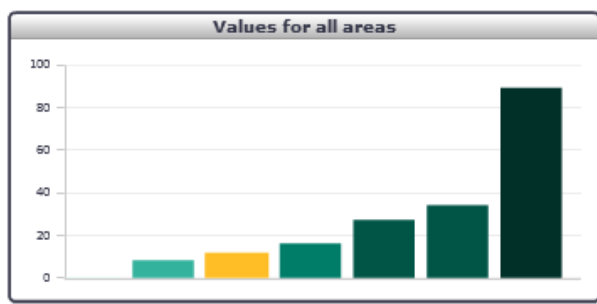
6 - 12

13 - 25

26 - 56

57 - 89

Click on an area in the map or chart to see values over time



Notes on this data item

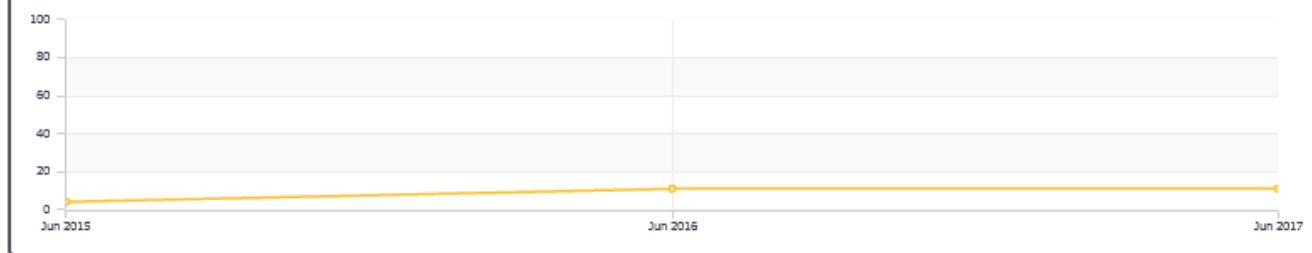
Help

Area	Data item
North Wales	34
Powys	8
West Wales	11
Western Bay	27
Cardiff and Vale	89
Cwm Taf	16
Gwent	0

Hold the "Ctrl" key to select multiple areas

Area	Data item
Other	11
Total	196

Values over time



Cwsmeriaid

Un o'r prif gwsmeriaid fydd
Byrddau Partneriaeth
Rhanbarthol

- Beth ydym yn wybod hyd yma:
 1. Gwella cysylltiad gyda data iechyd
 2. Diffyg data ar y gweithlu a gofalwyr di-dal
 3. Data amcaniol angen ei ddatblygu – gwella amrywiaeth
 4. Plant mewn gofal ac effaith profiadau anffarfiol
 5. Tynnu gwybodaeth o'r data

Customers

One of the main customers will be Regional Partnership Boards

- What we know so far:
 1. Better links with health data
 2. Gaps in workforce and unpaid carers data
 3. Projections data needs some development – improved variables
 4. Children in care & impact of ACEs
 5. Intelligence from the data



Cynllun Gwaith

- Ein blaenoriaethau i gynnwys data newydd:
 - Gweithlu – AGC
 - Iechyd – ICC, GIG gwybodaeth
 - Ariannol – Llywodraeth Cymru, gwariant awdurdodau lleol
 - Trydydd sector – cynghrai y cynghreiriau

Work plan

- Our priorities include adding new data:
 - Workforce data - CIW
 - Health data - PHW Observatory, NHS Informatics
 - Financial data - Welsh Government Revenue Out turn forms
 - Third sector data – Alliance of alliances

Daffodil Cymru

“Mae Daffodil yn tynnu ynghyd mewn un lle yr wybodaeth sydd ei hangen arnoch i gynllunio pa wasanaethau gofal y gallai fod eu hangen yn eich ardal leol yn y dyfodol. Mae gwybodaeth o ymchwil ac amcanestyniadau poblogaeth yn dangos angen posibl am ofal dros yr 20 mlynedd nesaf i blant, oedolion a phobl hŷn. ”

“Daffodil pulls together in one place the information you need to plan what care services might be required in your local area in the future. Information from research and population projections show potential need for care over the next 20 years for children, adults and older people.”

Daffodil Cymru

Daffodil
Projecting the need for care services in Wales

Useful links | About | Help | Contact us | My account | Logout

Adults and older people | Children and young people

Population 18+ | Living status | Health/physical disability

- Limiting long term illness
- Domestic tasks
- Mobility
- Self care**
- Bronchitis/emphysema
- Continence
- Cancer
- Diabetes
- Falls - hospital admission
- Hearing impairment
- Heart condition
- Obesity
- Stroke
- Visual impairment

Learning disability | Mental health | Services provided | Care home market

Wales

Self care
People aged 65 and over unable to manage at least one self care activity on their own, by age and gender, projected to 2035

Back | Download | Print

Show next five years

Self care - all people	2017	2020	2025	2030	2035
People aged 65-69 unable to manage at least one self care activity on their own	36,525	34,589	36,443	40,560	39,783
People aged 70-74 unable to manage at least one self care activity on their own	41,214	44,463	40,765	43,184	48,265
People aged 75-79 unable to manage at least one self care activity on their own	40,910	45,304	54,874	50,672	54,042
People aged 80-84 unable to manage at least one self care activity on their own	38,613	41,069	47,824	58,673	54,789
People aged 85 and over unable to manage at least one self care activity on their own	57,102	62,424	74,354	91,526	116,028
Total population aged 65 and over unable to manage at least one self care activity on their own	214,363	227,850	254,261	284,615	312,907

Notes
Activities include: bathe, shower or wash all over, dress and undress, wash their face and hands, feed, cut their toenails, take medicines.

Rates for those people unable to manage on their own at least one of the self care activities listed are as follows:

Age range	Males		Females	
	%	%	%	%
65-69	18	21		
70-74	19	30		
75-79	29	39		
80-84	33	53		
85+	51	74		

Figures are taken from Living in Britain; Results from the 2001 General Household Survey, Supplementary report: People aged 65 and over. Table 35

Llywodraeth Cymru
Welsh Government

ssia
Improving Social Care in Wales
Gwellu Gofal Cymdeithasol yng Nghymru

- Incorporate Daffodil Cymru,
- Maintain production of current projections,
- Update current prevalence rates,
- Update current population estimates
- Enhance the current projections, and
- Add new projections.


Datblygu'r Data

- Cydweithio gyda Data Cymru
- Cynnwys data newydd ar sail adborth BPRh
- Proses o benderfynu pa data sy'n aros a'r data newydd i gynnwys
- Trosglwyddo Daffodil Cymru
- Datblygu data amcaniol a gwella amrywiaeth

Data Developments

- Work in partnership with Data Cymru and RPBs
- Add new data based on feedback from RPBs
- Establish a process to decide on what data remains and what new data is added
- Transfer Daffodil Cymru
- Develop new projection data and new variables

Worshipping at the foot of
Data Mountain



Diolch Thank you



Gofal Cymdeithasol **Cymru**
Social Care **Wales**

www.gofalcymdeithasol.cymru
www.socialcare.wales



Noddir gan
Lywodraeth Cymru
Sponsored by
Welsh Government